

**Dawood Public School**  
**Primary Section (Session 2018-19)**  
**Summer Vacation Homework**



Dear children,

The long awaited summer vacation is here. Summer is a time to relax, be productive and to get ahead. As important as it is to rest and enjoy, it is also important to continue to learn. Strike a balance between work and play and allow yourself to grow in the process. You can spend your time as you wish but make sure that along with enjoying and relaxing make this summer a time to learn new things, exploring the opportunities available. To enhance your learning we have planned enjoyable activities to keep your skills sharp and concepts clear. Use your energy and give a vent to your creativity. It will surely enhance your learning process.

Relax, enjoy, have loads of fun and come back refreshed.

**Mahvash Roshani**  
**Principal**



**Dawood Public School**  
**Summer Vacation Homework**  
**New class III- session 2018-2019**

To keep your minds active over the holiday we would like you to complete the following tasks. These are due in, on 7 August 2018. 5 marks will be added in the 1<sup>st</sup> term test.

**English:**

**Task 1:**

Find stories, magazine articles, and online amazing facts about any one of the following:

- a) Animals in the wild
- b) Underwater animals
- c) Animals that help people

**Instructions:**

- 1. In an art pad or color computer sheets, cut and paste these articles and decorate it.
- 2. Write the heading of each article/story on each page-
- 3. Write your name-

**Task 2:**

Write 5 pages of neat handwriting from your favorite story book. This will help to improve your handwriting. This must be done in a thin four lined copy.

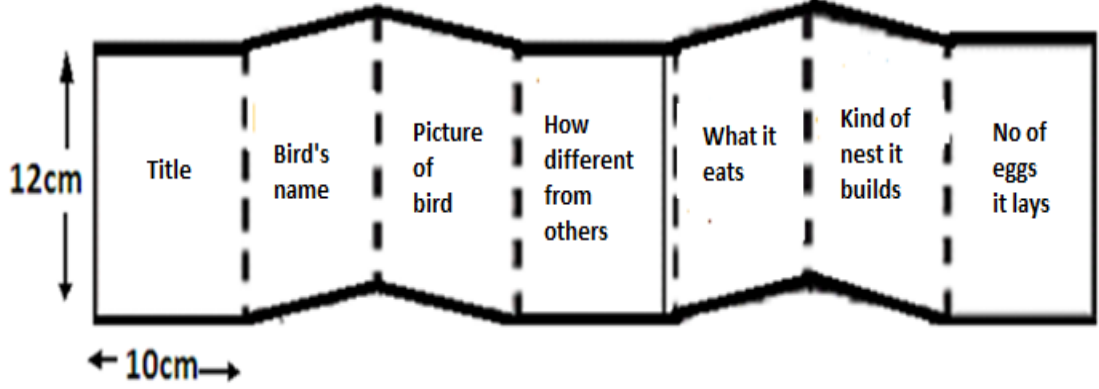
**Task 3:**

Suggested Reading List:

- 1. The Cat in the Hat
- 2. James and the Giant Peach by Roald Dahl
- 3. Fantastic Mr. Fox by Roald Dahl
- 4. Famous Five series by Enid Blyton

## Science:

Find information on any bird such as parakeet, mynah, peacock, pigeon, crow, koyel etc. Choose any two birds and make a mini foldable booklet for each bird with the help of pattern given in the picture.



## Urdu:

س1:- سخت گرمی میں جاندار، پودوں، انسانوں کی حالت پر دس جملے لکھیں۔

س2- اپنی پسند کی کوئی پانچ کہانیاں پڑھیں اور کوئی سی دو کہانی سے متعلق درج ذیل سوالات کے جواب لکھیے۔

1- کہانی کے مصنف کا کیا نام ہے؟

2- کہانی کا موضوع کیا ہے؟

3- کہانی میں کتنے کردار ہیں؟

4- آپ کو کون سا کردار پسند ہے اور کیوں؟

**Math:****Task 1:**

Revise and polish all the basic math concepts and time table from 2 till 10 covered in grade 2. You may like to visit following website for further grooming your math skills

[http://www.agrademath.com/math\\_homework.htm](http://www.agrademath.com/math_homework.htm)

**Task 2:**

Spend 5 minutes a day practicing one of the time tables.

**Times Table Grid to 12 x 12**

x	0	1	2	3	4	5	6	7	8	9	10	11	12
0	0	0	0	0	0	0	0	0	0	0	0	0	0
1	0	1	2	3	4	5	6	7	8	9	10	11	12
2	0	2	4	6	8	10	12	14	16	18	20	22	24
3	0	3	6	9	12	15	18	21	24	27	30	33	36
4	0	4	8	12	16	20	24	28	32	36	40	44	48
5	0	5	10	15	20	25	30	35	40	45	50	55	60
6	0	6	12	18	24	30	36	42	48	54	60	66	72
7	0	7	14	21	28	35	42	49	56	63	70	77	84
8	0	8	16	24	32	40	48	56	65	72	80	88	96
9	0	9	18	27	36	45	54	63	72	81	90	99	108
10	0	10	20	30	40	50	60	70	80	90	100	110	120
11	0	11	22	33	44	55	66	77	88	99	110	121	132
12	0	12	24	36	48	60	72	84	96	108	120	132	144









**Task 3:**

Trace out your hand on a sheet of paper and measure the length of each finger.

**Task 4:**

How much change you will get:

 <p>RS. 5</p>	 <p>Rs.30</p>	 <p>Rs.15</p>	 <p>Rs.25</p>
---	---	---	---

Purchase these food	Pay	how much change
<p>Apple and donut</p> 	<p>Rs 40</p> 	
<p>Donut and juice</p> 	<p>Rs 50</p> 	
<p>Two pizza slice</p> 	<p>Rs.100</p> 	
<p>Juice and pizza slice</p> 	<p>Rs.80</p> 	

## **Social Studies:**

**Seasons Collage:** Before you take those magazines to be recycled reuse them for this cool art project! She can hone her cutting skills by creating a montage of season's images to create finished artwork.

## **What You Need:**

- Paper
- Pencil
- Old magazines /pictures
- Scissors
- Glue
- Construction paper / Card sheet

## **What You Do:**

1. Ask your child to write a short paragraph or poem about seasons. Encourage her to use lots of descriptive words.
2. Now, offer her some magazines to look through for finding different season's scenes. When she finds an image she likes, she can tear out the page to use for later.
3. Once she has a stack of pictures to work from, she can begin cutting out images from the magazine pages.
4. A collage is a collection of images arranged in a free form or organized manner.
5. When she's ready, she can glue the season's images on her paper. Remember to help her print out her poem or paragraph to include in the finished creation!

## Practicing Good Manners

- **At home:**

Help to keep the house clean especially the area you use. Clear the toys, books or crafts that remain after you have finished. Tell truth at all times.

- **On The Telephone:**

If there are no elders around, don't let the phone ring long, answer it. Talk softly when someone is speaking on the phone and take message.

- **At The Dining Table:**

Say *Bismillah hir Rahman nir Raheem*. Take small bites; eat neatly, slowly with your mouth closed. Help to clear the table and clean up, Say Alhamdulillah.

- **At School:**

Remain punctual and regular. Come prepared. Be responsible, respectful and cordial.

- **In The Park:**

Littering makes the park untidy. Destroying the plants or plucking the flowers will spoil the beauty. Wait for your turn on swing and slides.

- **Hygiene:**

Brush your teeth, trim your nails and take bath regularly. Do not waste water and electricity. Keep your surroundings and environment clean. It is bad habit to throw things out of the window, car or a balcony.

- **While Shopping:**

Softly ask your parent for what you want. If refused, don't throw a tantrum. Be careful, don't touch any breakable item.