

**Dawood Public School
Primary Section (Session 2018-19)
Summer Vacation Homework**



Dear children,

The long awaited summer vacation is here. Summer is a time to relax, be productive and to get ahead. As important as it is to rest and enjoy, it is also important to continue to learn. Strike a balance between work and play and allow yourself to grow in the process. You can spend your time as you wish but make sure that along with enjoying and relaxing make this summer a time to learn new things, exploring the opportunities available. To enhance your learning we have planned enjoyable activities to keep your skills sharp and concepts clear. Use your energy and give a vent to your creativity. It will surely enhance your learning process.

Relax, enjoy, have loads of fun and come back refreshed.

Mahvash Roshani
Principal



To keep your minds active over the holiday we would like you to complete the following tasks.
These are due in, on 7 August 2018. 5 marks will be added in the 1st term test.
Note: Make a scrap book, cover it nicely and paste all your homework in it.





Useful Links for parents☺:

- <https://sites.google.com/a/danbury.k12.ct.us/misscal/kindergarten/useful-links>
- <http://www.starfall.com/>
- <http://www.redtedart.com/>
- <http://www.toffeetv.com>

All about Me

Name:

My date of birth:



Reading is Fun

Read the story of Gingerbread man and fill the given questions.

Book Title: _____

Author: _____



Q1. Who baked the gingerbread man?

Q2. What did the woman do when the gingerbread man ran away?

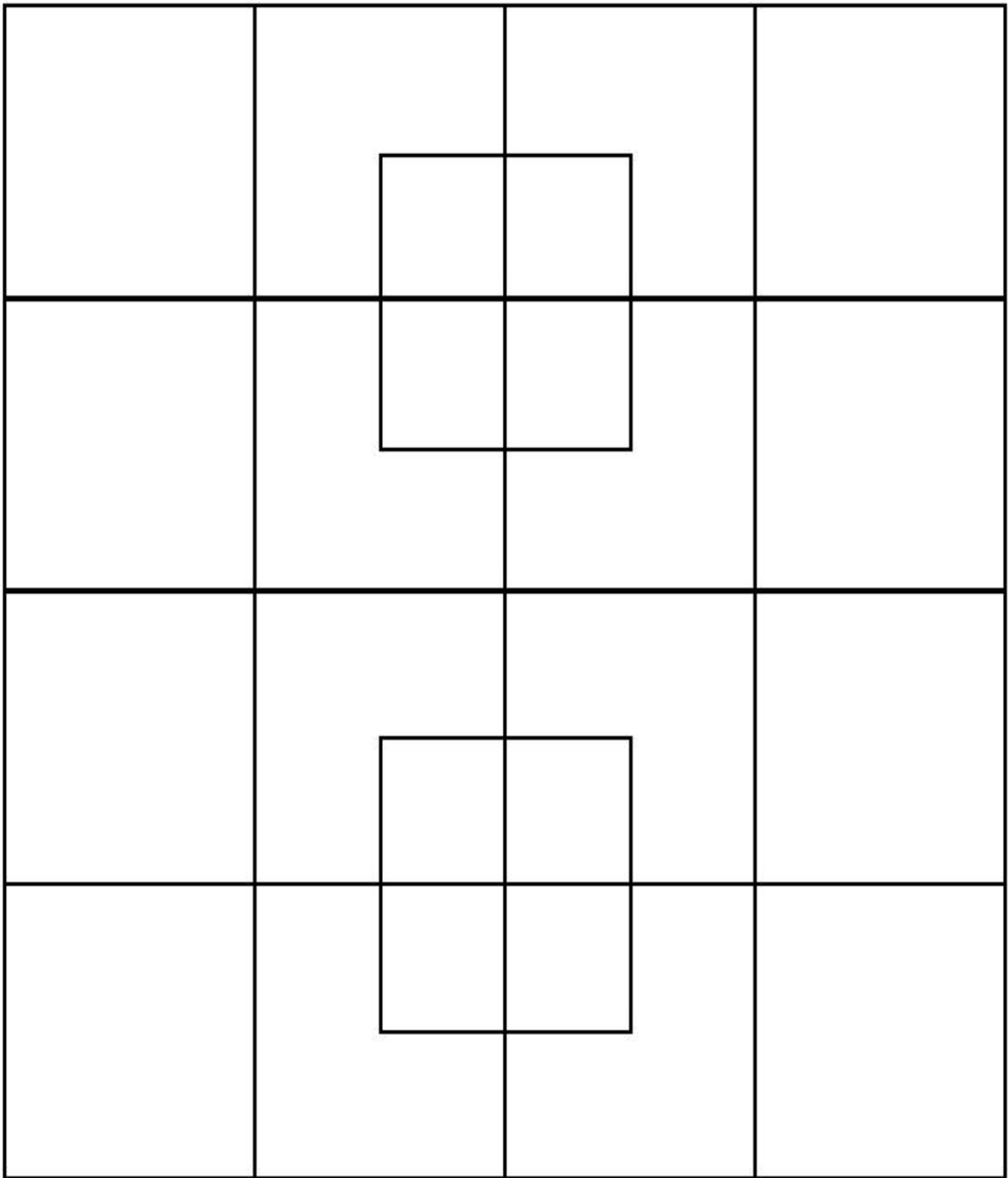
Q3. What did the gingerbread man do after he was cooked in the oven?

Q4. Which animal didn't chase the gingerbread man?

Q5. Who ate the gingerbread man?


HOW MANY SQUARES?

- I found _____ squares.

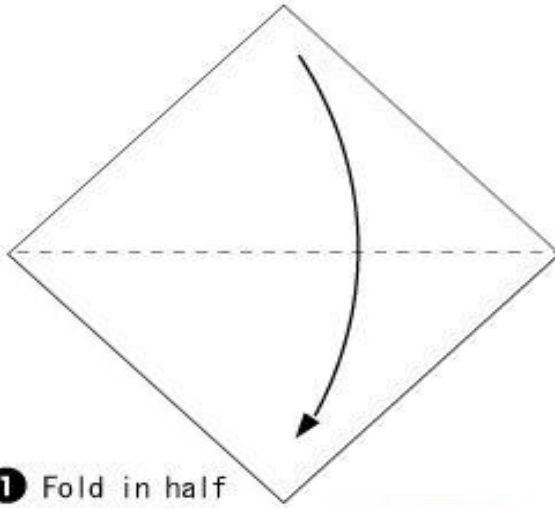


TRAFFIC JAM MAZE

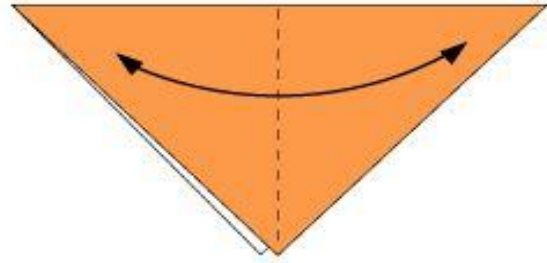
Drive the car home. Make sure not to touch the other cars.



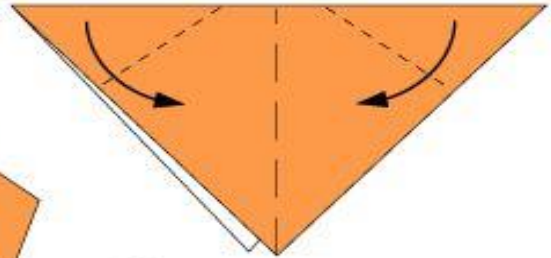
Let's do Origami fun by following the given instructions



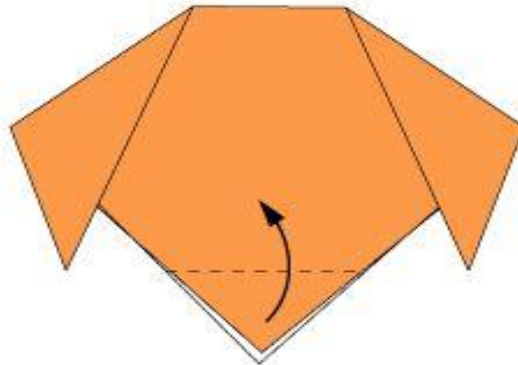
1 Fold in half



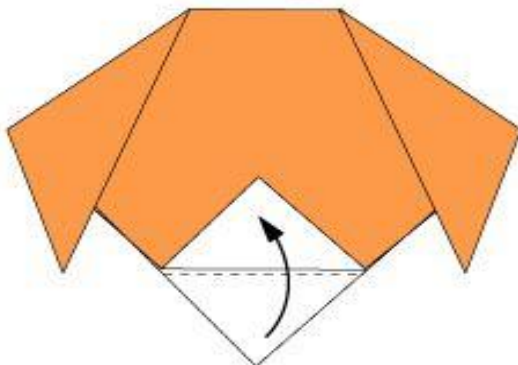
2 Fold in half to make crease



3 Fold in the dotted line

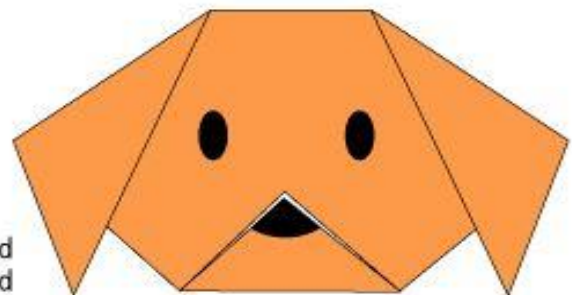


4 Fold in the dotted line



5 Fold in the dotted line

6 Draw a face and finished



A Dog (face)

*Traditional
Diagram:Fumiaki Shingu

Let's go for shopping

Instructions:

Next time you go shopping with your parents, make a list of any 10 items and list their prices. Add the prices and write their total. Write down one use for each item. You can do this on an A4 paper. Do not forget to write your name and class.



Party Invitation

Read the invitation, and then answer the questions.



Please come to my party

At 22 Gulshan Block 13

Saturday 25th June 2018

From 5pm to 8pm

We will have lots of fun

ANNY

1. Who is giving the party? _____

2. When is the party? _____


3. What time does the party start? _____

4. Where is the party? _____

Little Hands

Look at your hands and make a list of things your tiny hands can do.


Draw your hand impression



1. _____
2. _____
3. _____
4. _____
5. _____

Summer at the Beach Maze

Help the little boy find his sand castle.



Increase tech-knowledge

Look at the keyboard below. Find these keys and colour them as directed.

S.No	Key	Colour
1.	Right shift key	Red
2.	Left shift key	Green
3.	Enter key	Yellow
4.	Space bar key	Blue
5.	Numbers 0 to 9	Orange



Summer Word Search



BEACH
CAMP
FUN
HOT

SUMMER
SUN
SWIM
WATER



Follow the instructions and colour the ice cream scoop

Color the first scoop blue.

Color the ninth scoop yellow.

Color the tenth scoop red.

Color the second scoop green.

Color the fourth scoop purple.

Color the eighth scoop brown.

Color the third scoop orange.

Color the fifth scoop green.

Color the sixth scoop brown.

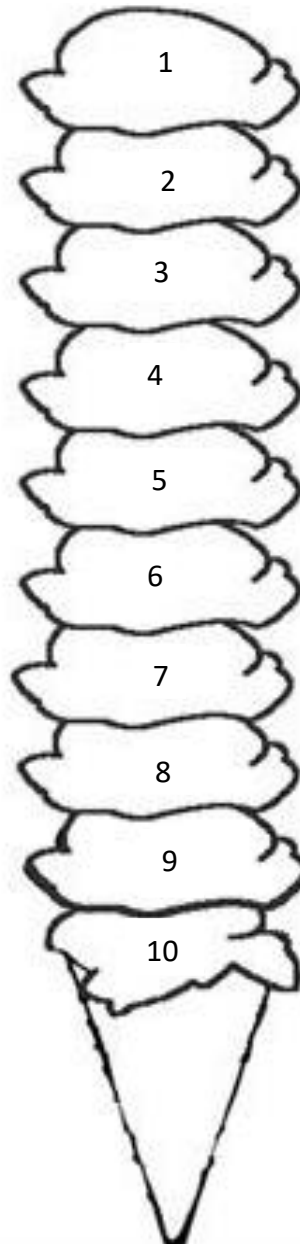
Color the seventh scoop red.

I colored my cone

_____.

My cone has _____ scoops.


_____.



- Cut and paste the correct fun activity in their respective column.

Watch T.V
Fly a kite
Swing
Swimming
Ride a bicycle
Reading books
Puzzles
Jump rope

Indoor Fun	Outdoor Fun



Let's explore our five senses

My five
Senses and
POPCORN!



Name: _____

The popcorn smells



The popcorn sounds



The popcorn taste



The popcorn feels



The popcorn looks



Learning Life Skills

Inculcate following Life Skills and become independent:

- Tying your shoe laces.
- Packing your school bags.
- Keeping your belongings in their place.
- Take care of pets if you have any.
- Arranging shoes in the shoe rack.

Some Extra Activities for Holidays

1. Count the windows in your home.
2. Hop on one foot 20 times
3. Count living things in your backyard or a garden
4. Use your hand to measure things around your home
5. Make a birthday card using recycled material. Write your date and year of birth.

For Parents:

Task 1:

1. Converse with your child, preferably in English, to help her become familiar with basic vocabulary.
2. Encourage your child to play simple indoor and outdoor games to develop speaking and thinking skills.
 - Pictionary
 - Hangman
 - Snakes and Ladders
 - Checkers
 - Riding a bicycle
3. Sensitize your child about the rich culture and heritage by watching different informative channels like 'The National Geographic' and 'Animal Planet' and discuss what you have seen.
4. Love of reading
Read out aloud to your child every day for at least 20 minutes.

س: تصاویر کو دیکھ کر ان میں موجود فرق تلاش کر کے نشان لگائیں۔



س: گنتی مکمل کریں۔



س: مختلف افعال (ایکشن) کے نام لکھیں۔










س: پیٹرن مکمل کریں۔



س: پھلوں کے بادشاہ کے بارے میں چند جملے لکھیں۔